

Consultant Discharge Process

Take Care of your Specialty Meds.





What meds should patient continue at home?

Save as **Incomplete** - PCP will Complete


All done in Order Recon



2. Click  for Discharge Reconciliation

- Continue meds or write Rx move to Right side using  Quick Continue, or  Continue & write Rx
- Meds w/orange arrows cannot be Quick Continue/Quick Prescribe  



3. Click  (2) for New RX (meds not hospital) Dose Range-Checking tab available when writing Rx E-prescribe Registration capturing Preferred Pharmacies for admitted patients

Click  enter new Rx



4. Click  (1) Enter D/C Order, select Core: Discharge Orders

F/U Order

Info Box – top of D/C Orders, states which (if any) Core Measures need to be completed associated w/problems
(NOTE: if appropriate use VTE, Stroke, or Cardiology reference sets, at the bottom of your D/C order set)
Discharge Dx. in Problem Manager, Select D/C Dx > Full Catalog Search > Click ADD > Save to Order

5. Click OK & return to Order Reconciliation 

Save as Incomplete

Core Discharge Orders

Discharge Requirements

Describes Core Measures to be completed

Discharge - 1 item(s)

<input checked="" type="checkbox"/>	Discharge	05-03-2016	*	*	*
-------------------------------------	-----------	------------	---	---	---

Activity **Deselect Discharge Order, PCP will DC**

Order	Bedrest	General Activity	Device at Bedside	Schedule	Frequency
-------	---------	------------------	-------------------	----------	-----------

Activity - 1 item(s)

<input checked="" type="checkbox"/>	Return To Activity				
-------------------------------------	--------------------	--	--	--	--

Follow Up Test Date

Outpatient Follow Up Studies (General)

Order	Date	Time	Reason for Exam	Reason for Exam	Special Inst
-------	------	------	-----------------	-----------------	--------------

Diagnostic Orders - 7 item(s)

<input checked="" type="checkbox"/>	CBC with Auto Differential	T	Routine		
<input checked="" type="checkbox"/>	Basic Metabolic Panel	T	Routine		
<input checked="" type="checkbox"/>	Comprehensive Metabolic Panel	T	Routine		
<input checked="" type="checkbox"/>	Prothrombin Time/INR	T	Routine		
<input checked="" type="checkbox"/>	Urinalysis	T	Routine		
<input checked="" type="checkbox"/>	CR Chest 2 Views	T	Routine		
<input checked="" type="checkbox"/>	Electrocardiogram	T	Routine		

Follow up Appointment

Order	Care Provider	Follow-up with PCP	Specific Date of Appointment	General Number (Days-Weeks-Months)	Days-W
-------	---------------	--------------------	------------------------------	------------------------------------	--------

Referral - 4 item(s)

<input checked="" type="checkbox"/>	Follow-Up Appointment		<input type="checkbox"/>		
<input type="checkbox"/>	Follow-Up Appointment		<input type="checkbox"/>		
<input type="checkbox"/>	Follow-Up Appointment		<input type="checkbox"/>		
<input type="checkbox"/>	Follow-Up Appointment		<input type="checkbox"/>		

Outpatient IV Therapy - 1 item(s)

<input checked="" type="checkbox"/>	Follow-Up Appointment - Infusion Services (-)		T		
-------------------------------------	---	--	---	--	--

Free Text Special Instructions

Patient Instructions - Free Text

Prints out with DC Instructions

Nursing - 2 item(s)

<input type="checkbox"/>	Communication Order- Nursing	INTERNAL USE ONLY,
<input type="checkbox"/>	Communication Order- Nursing	DOES NOT PRINT WITH DC INSTRUCTIONS

For INTERNAL Nursing ONLY

Order	Instructions TO NURSING
-------	-------------------------

Nursing - 2 item(s)

<input type="checkbox"/>	Communication Order- Nursing	INTERNAL USE ONLY,
<input type="checkbox"/>	Communication Order- Nursing	DOES NOT PRINT WITH DC INSTRUCTIONS

No Driving Order

Work/School Excuse

Add Additional D/C Order(s)**Enter Orders****Change Session Type to Discharge**

Requested By: <input checked="" type="radio"/> Me <input type="radio"/> Other		Source:	
Date: <input type="text"/>	Time: <input type="text"/>		
Session: <input type="text"/>			
Type: <input type="text" value="Discharge Order"/>	Reason: <input type="text" value="Patient to be discharged"/>		

Does federal law require electronic prescribing?

Federal law requires that on or after January 1, 2021, every prescription for a covered Part D Schedule II, III, IV or V controlled substance must be transmitted electronically unless a specific exemption applies.

What exceptions are there to the electronic prescribing requirement?

Practitioners do not have to electronically prescribe if:

- The practitioner and the dispenser are the same entity.
- The prescription cannot be transmitted electronically under the most recent version of the National Council for Prescription Drugs Programs SCRIPT Standard.
- The practitioner has been issued a waiver due to economic hardship, technological limitations not within the practitioner's control or other demonstrated exceptional circumstance.
- The practitioner reasonably determines that it is impractical for the patient to obtain an electronically prescribed medicinal drug in a timely manner and the delay will adversely impact the patient's medical condition.
- The drug is prescribed under a research protocol.
- The prescription is for a drug that the Food and Drug Administration (FDA) requires elements that may not be included in an electronic prescription.
- The prescription is issued to an individual in a nursing home or hospice care.
- The practitioner determines it is in the best interest of the patient, or the patient determines it is in his or her own best interest, to compare prescription drug prices among area pharmacies and the practitioner documents this determination in the medical record.